

# Colours of Ambiance uPVC

05/20/2024 7:48 pm EDT

The table below provides a comparison of the Ambiance lamination colours and the some similarly close Dulux Powder Coat codes.

The colours below can be used as either single sided lamination (one side only, with another colour the other side) or as double sided lamination. Custom colour laminate can add an additional 14-16 weeks to production lead times.

See [Dulux Powder Coatings Colour - Dulux Powder Coatings \(duluxpowders.co.nz\)](https://duluxpowders.co.nz)





The DE (delta e) is the colour difference value from the lamination - typically a value of less than 1 is not noticed by the human eye.


This data is provided for reference and Starke takes no responsibility for decisions that could be drawn from this data without consultation.

## Aludec and Woodec - brochure download

### Aludec Colours





Name of Lamination	RAL code	Dulux Powder Code	Dulux Colour Name	DE Value
aludec anthracite grey	RAL 7016	7590F	WINDSOR GREY FLAT	0.7
		7590M	MATT WINDSOR GREY	1.4
		7725F	MAGNETITE	1.4
		9058M	LSG CHARCOAL MATT	1.9
		9081M	MATT CHARCOAL	1.9
		58701	MATT DARK GREY	2
		7823M	WINDSOR GREY	2
aludec jet black	RAL 9011	58707	CHARCOAL	2.3
		9116F	BLACK ACE	0.9
		9024S	BLACK SATIN	1
		9190F	BLACK (NSKY) FLAT	1.1
		58651	SATIN BLACK	1.3

		58651	SATIN BLACK	1.3
		9041M	LSG MATT BLACK	1.5
		9145	Flaxpod Matt (default colour used by Starke)	
aludec DB 703	DB 703	8153M	ELECTRIC COW MATT KINETIC	1.1
		8028M	METRO ELECTRIC COW MATT KINETIC	1.6
		85180	BLACK HAMMERTONE	2.1
		58711	GREY FRIARS	2.2
		7167M	LSG MATT GREY FRIARS	2.3
		7167M	GREY FRIARS MATT	2.3
Basalt Grey	RAL 7012	7195G	BASALT GREY RAL 7012	1.8
		7484M	MATT FLINT	2.3
		7893F	TIDAL DRIFT	2.4
Umbra Grey	RAL 7022	8394M	WINDOW BRONZE MATT	0.8
		8393M	MATT LIGNITE	1.6
		8033M	LSG MATT LIGNITE	1.6
		8395M	ELECTRIC COW MATT	1.9
Traffic White	RAL 9016	58853	APPLIANCE WHITE	1.3
		2075F	WARM WHITE PEARL	1.9

		1274M	MATT APPLIANCE WHITE	2	
		1173S	WARM WHITE PEARL KINETIC	2.4	
	Window Grey	RAL 7040	7136S	PALLADIUM SILVER KINETIC	2.7
		7820S	SILVER STAR SATIN	2.8	
		7380K	SILVER 2K KINETIC	3	
		7160S	ETERNITY SILVER PEARL KINETIC	3.4	
		7335S	SILVER STAR KINETIC	3.8	
		7043S	SILVER STAR KINETIC	3.9	
		7236K	KINETIC BLAZING SILVER	4.1	
		7462Z	MANNEX NZ BRIGHT SILVER	4.1	
		7756F	SILVER	5.5	
		7888F	GRANITE	5.9	
		7182K	NZ BRIGHT SILVER KINETIC	5.9	
		7365F	NATURAL SILVER	6.8	
		7217M	LSG MATT SANDSTONE GREY	7.1	
		7217M	MATT SANDSTONE GREY	7.1	
		7807M	MATT SANDSTONE GREY	7.1	
	7156F	SANDSTONE GREY	7.5		

## Woodec Colours

Important to note, the woodec colors are not monochromatic so colour matching is not exact.

Name of Lamination	RAL code	Dulux Powder Code	Dulux Colour Name	DE Value
Turner Oak Malt 	RAL 1001	3065M	LSG DESERT SAND MATT	11.4
		3065M	MATT DESERT SAND	11.4
		3142M	MATT MAGNOLIA	12.2
		3239M	DESERT SAND MATT	12.5
Turner Oak Toffee 	RAL 8028	58751	ANOTEC MID BRONZE	6
		8185F	BURNISHED COPPER	6
		8033M	LSG MATT LIGNITE	6
		8393M	MATT LIGNITE	6.2
		8340F	WEATHERED STEEL	6.3
		8183F	MEDIUM BRONZE	6.3
Sheffield Oak  Alpine 	RAL 7044	7868M	O'KEEFE GREY	1.7
		7304M	BONE WHITE MATT	1.9
		7400M	MATT O'KEEFE GREY	3.1
		7828M	GULL GREY MATT	4.3
		7511M	MATT GULL GREY	4.4
		97128	GULL GREY	4.5
Sheffield Oak  Concrete 	RAL 7012	7484M	MATT FLINT	
		7195G	BASALT GREY RAL 7012	
		7893F	TIDAL DRIFT	
		7903F	RHODIUM	
		8115M	GUNMETAL METALLIC KINETIC	

