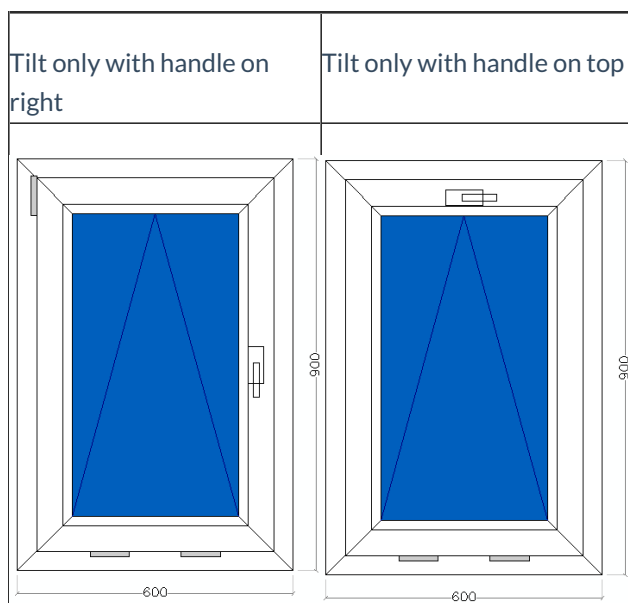


# How uPVC items are viewed on quotations at Starke

03/22/2024 12:11 am EDT

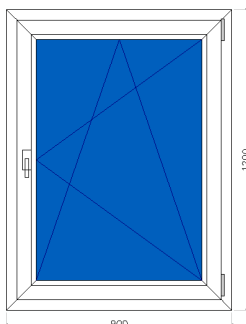
In klaes, which is our window software, all items default to the inward view (inside the house) this is due to the many different configuration options for hardware and it is important to show customers where their handles are located... eg, with tilt only, the handle can be at the top, or to the side as per the illustration below.

How to remember this? *The arrow points to the opening side of the window.*

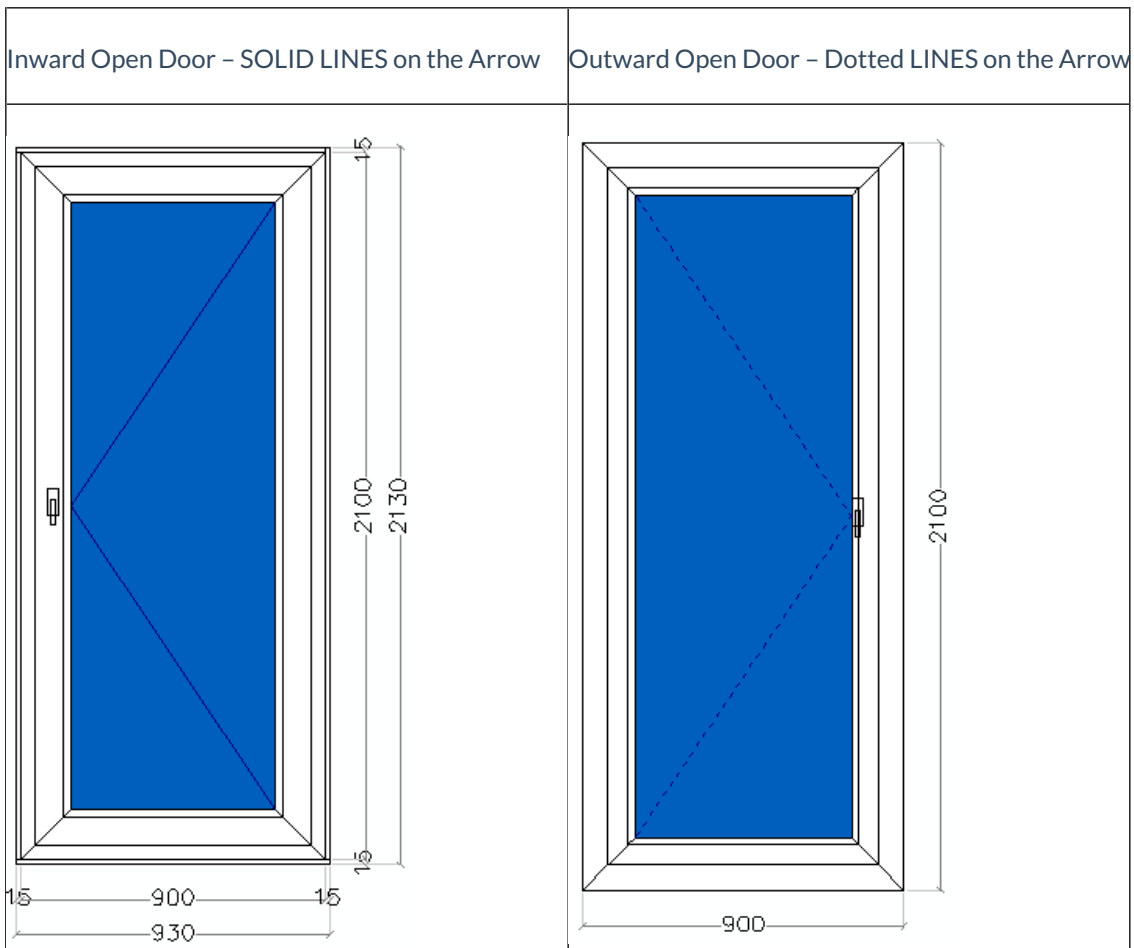


Now that we know this, we can understand a drawing of a tilt and turn window.

The window below, viewed from the inside, opens on the left, and at the top.



The other layer of detail conveyed in these illustrations is whether the item is open in, or open out.



How to remember this? *There is not a mnemonic - its one of those "that's the way it is" things.*

Now that we know this, it is easy to see the difference between a tilt and turn (inward) and an awning (outward) window.

Awning Window - Open Out, Dotted Lines	Tilt and Turn, Open In, Solid Lines
--	-------------------------------------

